


**Analysis of the National Standards
Over All Teacher Judgements
Reading, Writing and Maths December 2010**



Introduction

All students have been given End of Year assessments for Reading, Writing and Maths. The assessments are Overall Teacher Judgements (OTJs) and are the teachers informed judgement as to whether the student is meeting the relevant **National Standard** for the end of the year.

Students were given one of three grades for each area assessed.

- *At year end the student was **achieving above** the National Standard appropriate for either their time at school or year level.*
- *At year end the student was **achieving** the National Standard appropriate for either their time at school or year level.*
- *At year end the student was **achieving below** the National Standard appropriate for either their time at school or year level.*

All Parents of students from Year 1 and upwards have received this information in their End of Year Report.

Analysis

Reading All **95%** of students are achieving at a level that indicates that they are **achieving at or above** the National Standard appropriate for either their time at school or year level.

Writing All **78%** of students are achieving at a level that indicates that they are **achieving at or above** the National Standard appropriate for either their time at school or year level.

Maths All **72%** of students are achieving at a level that indicates that they are **achieving at or above** the National Standard appropriate for either their time at school or year level.

Reading Maori **90%** of students are achieving at a level that indicates that they are **achieving at or above** the National Standard appropriate for either their time at school or year level.

Writing Maori **77%** of students are achieving at a level that indicates that they are **achieving at or above** the National Standard appropriate for either their time at school or year level.

Maths Maori 80% of students are achieving at a level that indicates that they are achieving at or above the National Standard appropriate for either their time at school or year level.

Maori achievement is **at or about** the levels of achievement for all students at Waikanae School. There is no major disparity in achievement between Maori and Non Maori.

Overall achievement levels are **highest in Reading**.

Overall achievement levels are **lowest in Maths**.

By **Year 8 Writing** is the **weakest** area with only **64%** achieving at or above the National Standard.

Results in **all three areas trend downwards** over the eight years.

The **lowest** performing Year Group cohort is **Year 5** with;

- **72%** achieving at or above the National Standard in Reading,
- **66%** achieving at or above the National Standard in Writing,
- **48%** achieving at or above the National Standard in Mathematics.

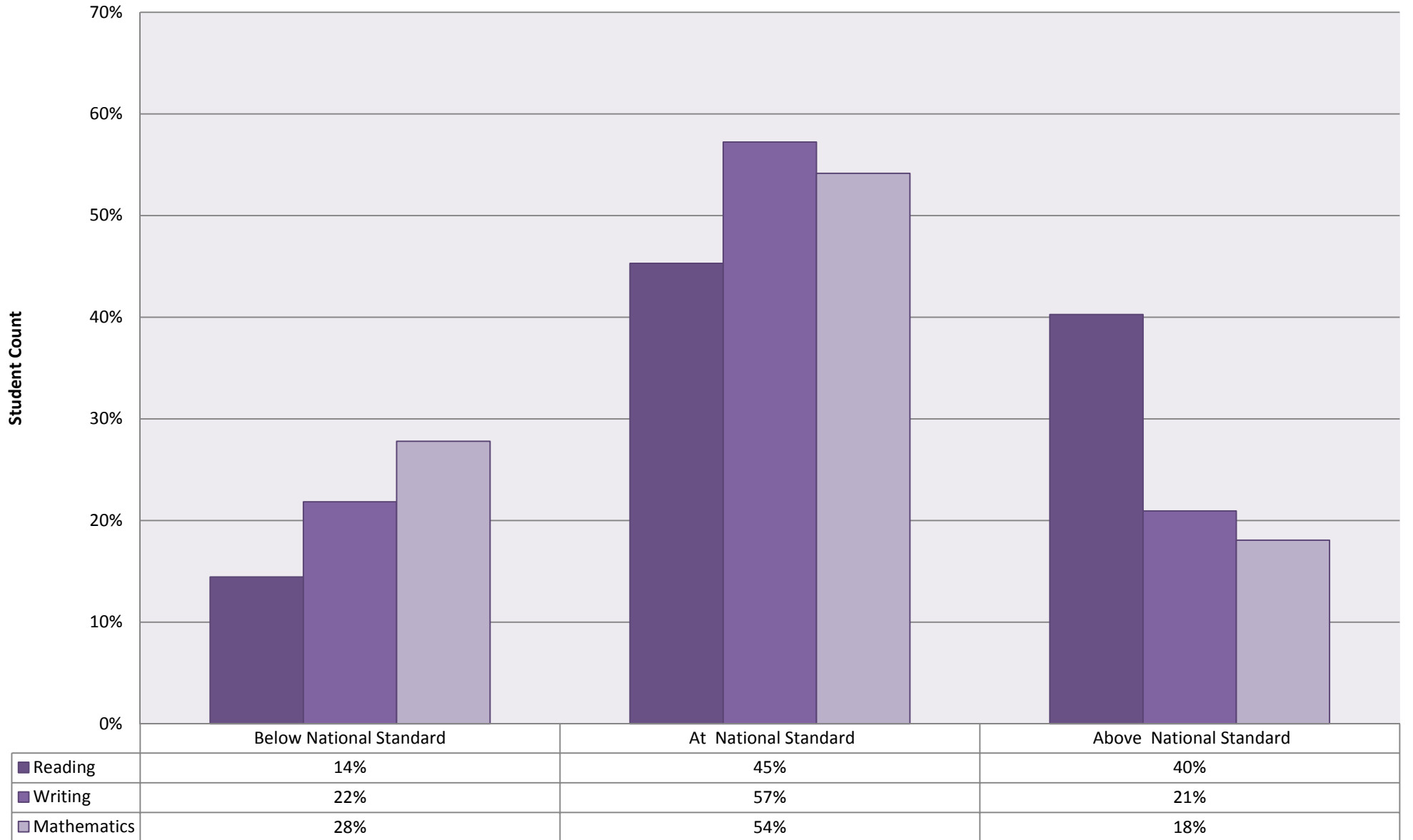
Pacific Peoples perform poorly in all three areas with;

- **43%** achieving at or above the National Standard in reading,
- **48%** achieving at or above the National Standard in Writing,
- **22%** achieving at or above the National Standard in Mathematics.

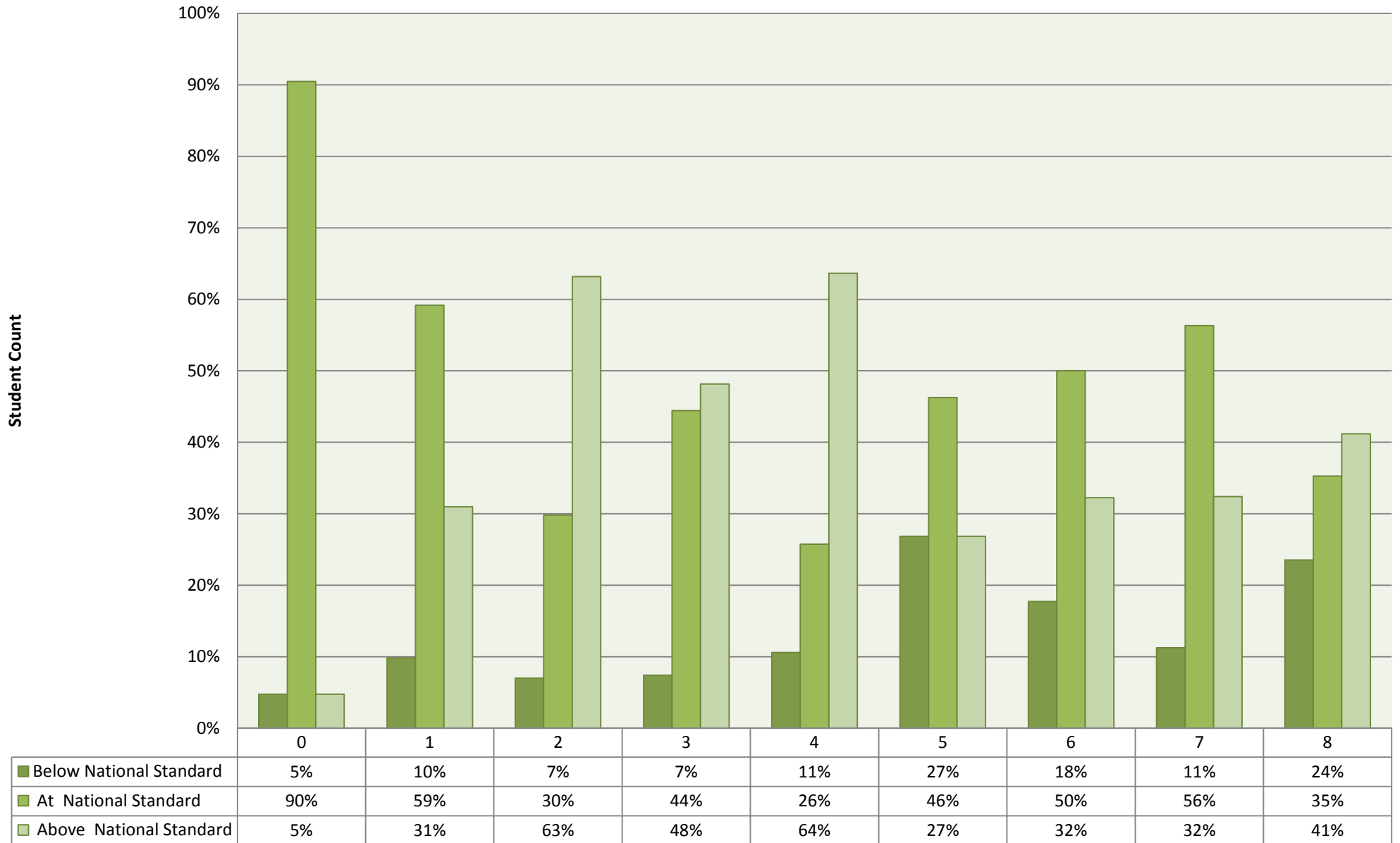
This cohort only contains 23 students (4% of student population) of whom 11 students are very recent immigrants. English is the second language for all of these 11 students.

It is worth noting that in 2009 75% of Year 12 Students attending Paraparaumu College passed NCEA level 2. Our Interim OTJs for Year 8 Students Achieving At or Above the National Standards mirrors this pass rate.

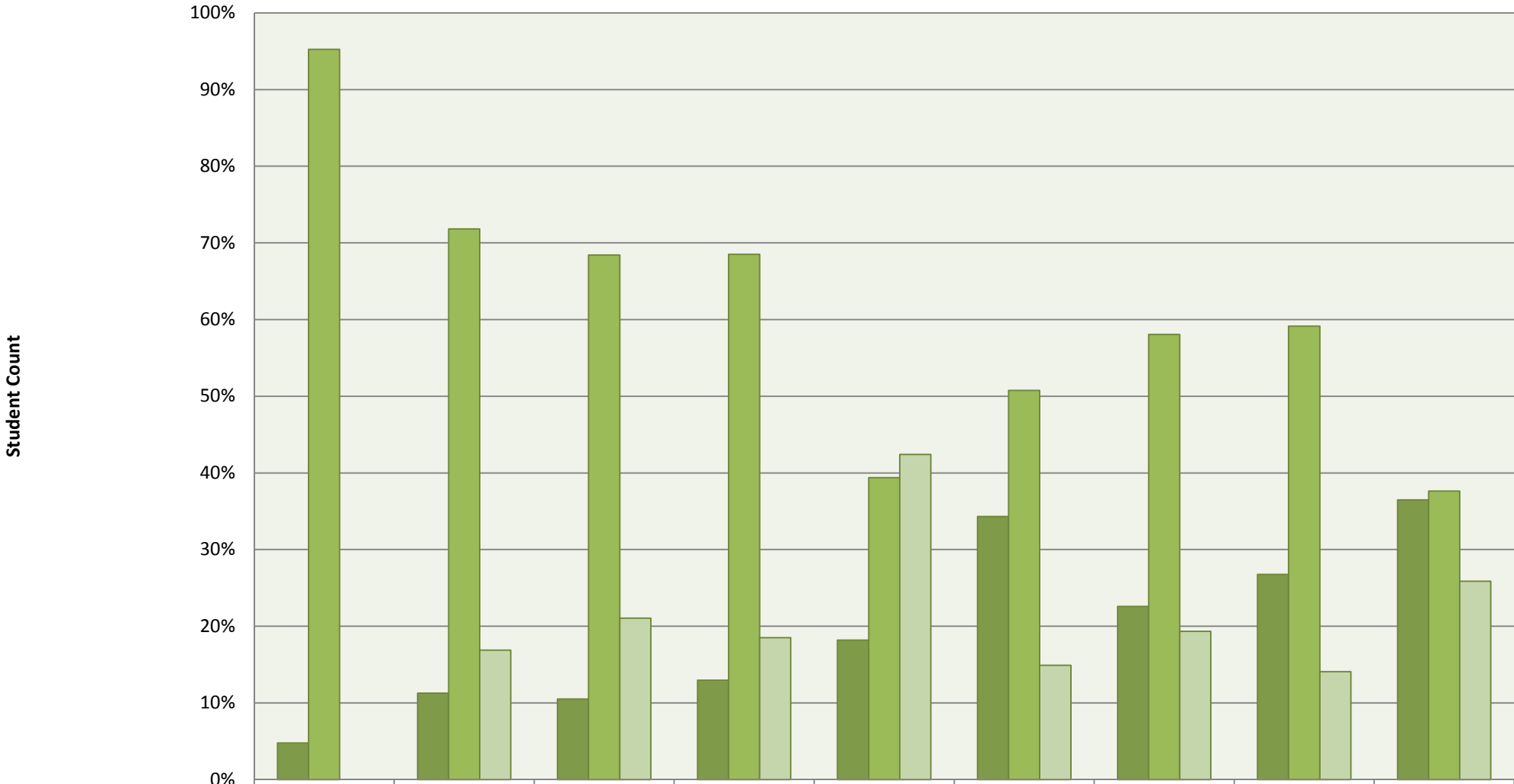
All Year Groups Combined Totals National Standards 2010



Reading National Standards 2010 by Year Groups

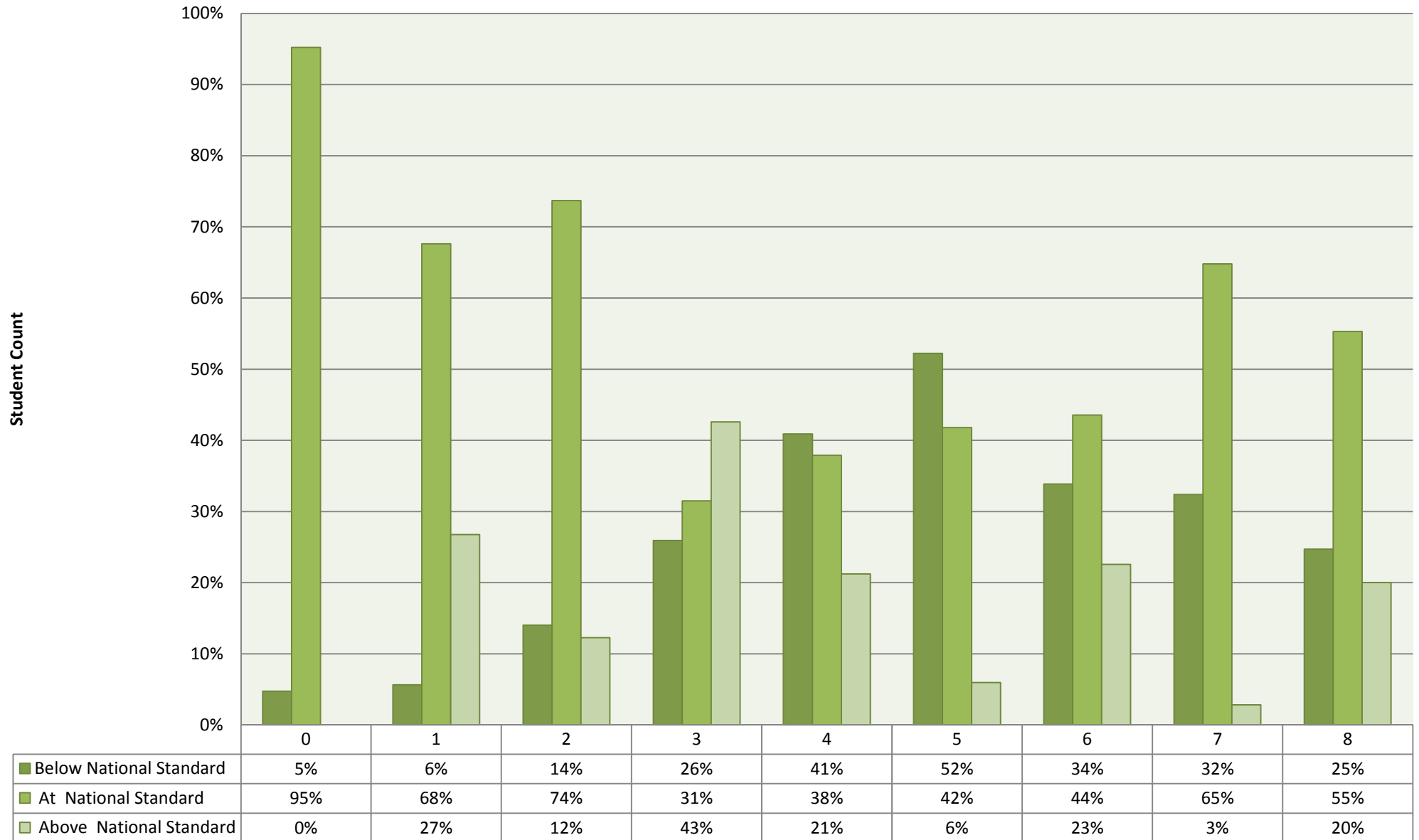


Writing National Standards 2010 by Year Groups

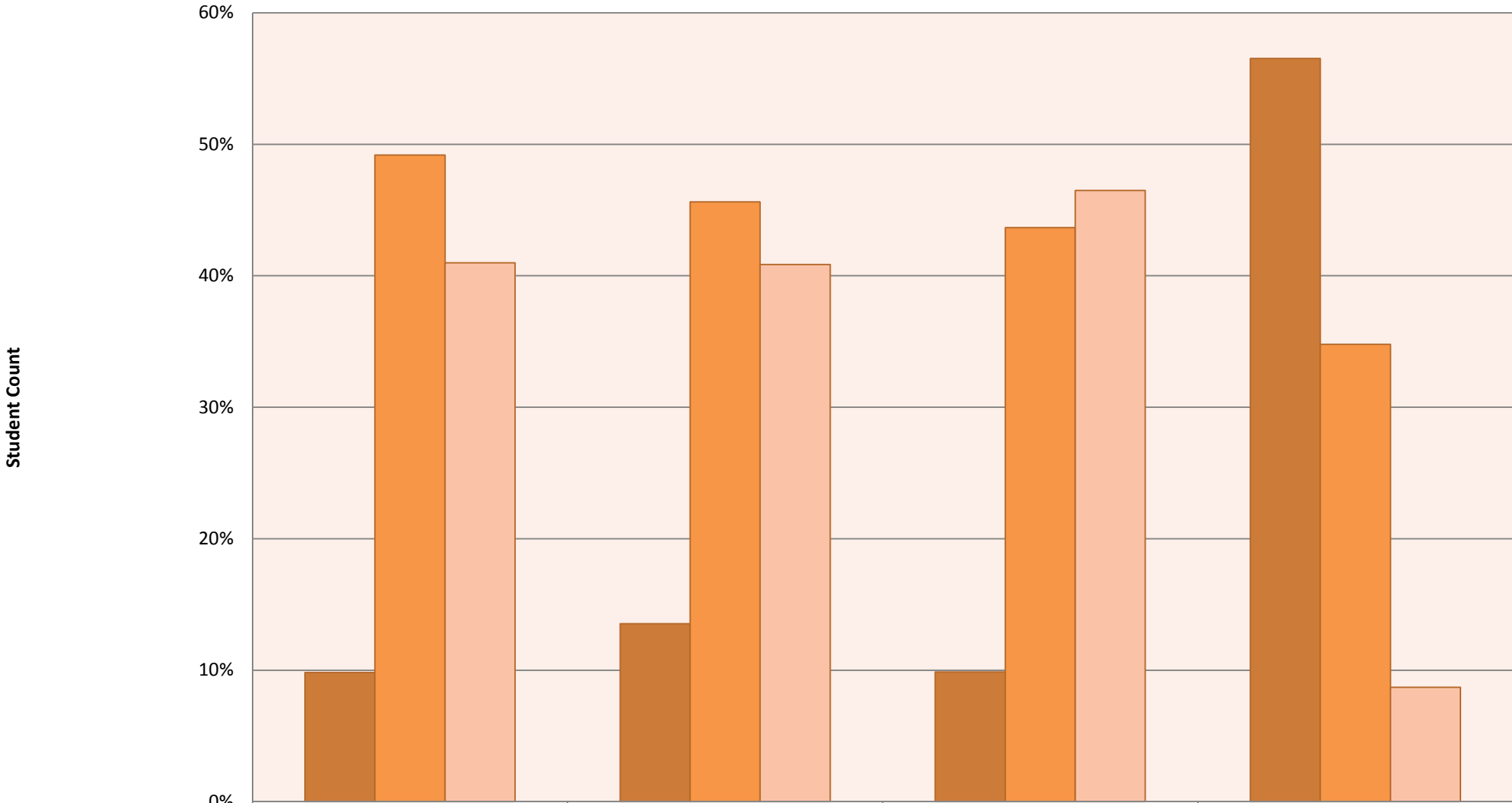


	0	1	2	3	4	5	6	7	8
Below National Standard	5%	11%	11%	13%	18%	34%	23%	27%	36%
At National Standard	95%	72%	68%	69%	39%	51%	58%	59%	38%
Above National Standard	0%	17%	21%	19%	42%	15%	19%	14%	26%

Mathematics National Standards 2010 by Year Groups

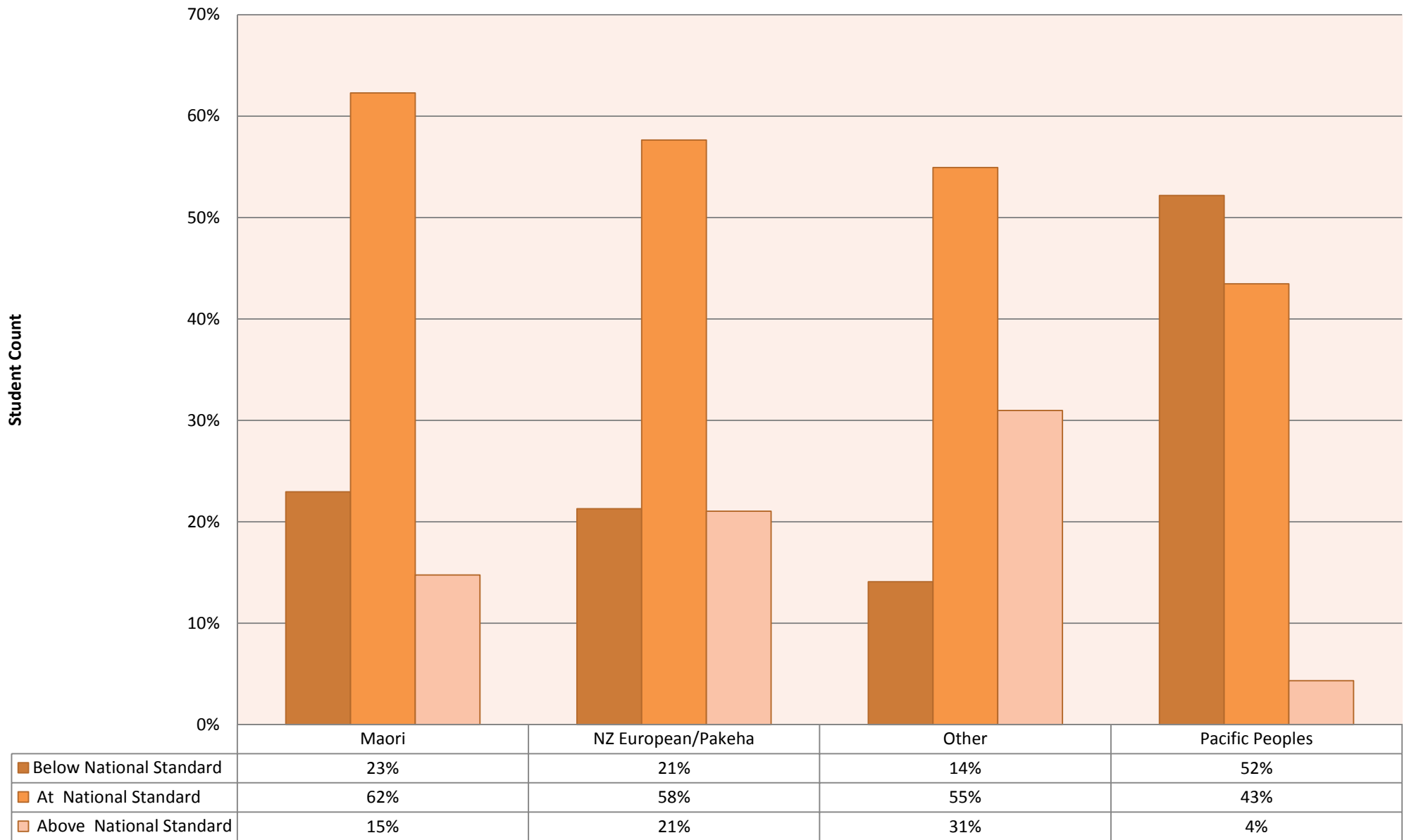


Reading National Standards 2010 by Ethnicity



	Maori	NZ European/Pakeha	Other	Pacific Peoples
Below National Standard	10%	14%	10%	57%
At National Standard	49%	46%	44%	35%
Above National Standard	41%	41%	46%	9%

Writing National Standards 2010 by Ethnicity



Mathematics National Standards 2010 by Ethnicity

